

PCB terminal block - FKDSO 2,5/ 3-L KMGY - 2200318

Please be informed that the data shown in this PDF Document is generated from our Online Catalog. Please find the complete data in the user's documentation. Our General Terms of Use for Downloads are valid (<http://phoenixcontact.com/download>)




PCB terminal block, Nominal current: 22 A, Nom. voltage: 250 V, Pitch: 5 mm, Number of positions: 3, Connection method: Spring-cage connection, Mounting: Soldering, Conductor/PCB connection direction: 0 °, Color: light gray, Article with lateral pin exit

Why buy this product

- Spring-cage PCB terminal block for ME/ME MAX electronics housing
- Push-in Technology simplifies connection
- 5 mm pitch



Key commercial data

Packing unit	50 pc
Minimum order quantity	50 pc
GTIN	 4 046356 563833
Weight per Piece (excluding packing)	3.81 g
Custom tariff number	85369010
Country of origin	Germany
Note	Made to Order (non-returnable)

Technical data

Dimensions

Length	25.9 mm
Height	26.5 mm
Pitch	5 mm
Dimension a	10 mm
Pin dimensions	0,8 x 1,0 mm
Pin spacing	5.08 mm
Hole diameter	1.4 mm

General

Range of articles	FKDSO 2,5/..-L
Insulating material group	I

PCB terminal block - FKDSO 2,5/ 3-L KMGY - 2200318

Technical data

General

Rated surge voltage (III/3)	4 kV
Rated surge voltage (III/2)	4 kV
Rated surge voltage (II/2)	4 kV
Rated voltage (III/3)	250 V
Rated voltage (III/2)	250 V
Rated voltage (II/2)	250 V
Connection in acc. with standard	EN-VDE
Nominal current I _N	22 A
Nominal cross section	2.5 mm ²
Maximum load current	22 A
Insulating material	PA
Inflammability class according to UL 94	V0
Stripping length	10 mm
Number of positions	3

Connection data

Conductor cross section solid min.	0.2 mm ²
Conductor cross section solid max.	2.5 mm ²
Conductor cross section stranded min.	0.2 mm ²
Conductor cross section stranded max.	2.5 mm ²
Conductor cross section stranded, with ferrule without plastic sleeve min.	0.25 mm ²
Conductor cross section stranded, with ferrule without plastic sleeve max.	2.5 mm ²
Conductor cross section stranded, with ferrule with plastic sleeve min.	0.25 mm ²
Conductor cross section stranded, with ferrule with plastic sleeve max.	2.5 mm ²
Conductor cross section AWG/kcmil min.	24
Conductor cross section AWG/kcmil max	14
2 conductors with same cross section, stranded, TWIN ferrules with plastic sleeve, min.	0.5 mm ²
2 conductors with same cross section, stranded, TWIN ferrules with plastic sleeve, max.	1.5 mm ²

Classifications

eCl@ss

eCl@ss 4.0	27180401
eCl@ss 4.1	27180401
eCl@ss 5.0	27180506
eCl@ss 5.1	27141190
eCl@ss 6.0	27141190
eCl@ss 7.0	27141190

PCB terminal block - FKDSO 2,5/ 3-L KMGY - 2200318

Classifications

eCl@ss

eCl@ss 8.0	27440401
------------	----------

ETIM

ETIM 2.0	EC001031
ETIM 3.0	EC001031
ETIM 4.0	EC002643
ETIM 5.0	EC002643

UNSPSC

UNSPSC 6.01	31261501
UNSPSC 7.0901	31261501
UNSPSC 11	31261501
UNSPSC 12.01	31261501
UNSPSC 13.2	31261501

Approvals

Approvals


Approvals

UL Recognized / VDE Gutachten mit Fertigungsüberwachung / cUL Recognized / CCA / IECCE CB Scheme / EAC / cULus Recognized

Ex Approvals


Approvals submitted

Approval details


UL Recognized 		
	B	D
mm ² /AWG/kcmil	24-14	24-14
Nominal current I _N	10 A	5 A
Nominal voltage U _N	300 V	300 V

PCB terminal block - FKDSO 2,5/ 3-L KMGY - 2200318

Approvals

VDE Gutachten mit Fertigungsüberwachung 


mm ² /AWG/kcmil	0.2-2.5
Nominal current I _N	22 A
Nominal voltage U _N	250 V

cUL Recognized 

	B	D
mm ² /AWG/kcmil	24-14	24-14
Nominal current I _N	10 A	5 A
Nominal voltage U _N	300 V	300 V


CCA

mm ² /AWG/kcmil	0.2-2.5
Nominal current I _N	22 A
Nominal voltage U _N	250 V

IECEE CB Scheme 

mm ² /AWG/kcmil	0.2-2.5
Nominal current I _N	22 A
Nominal voltage U _N	250 V

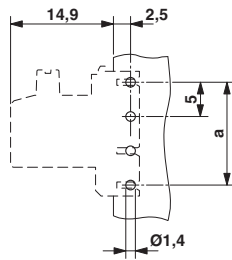
EAC

cULus Recognized 

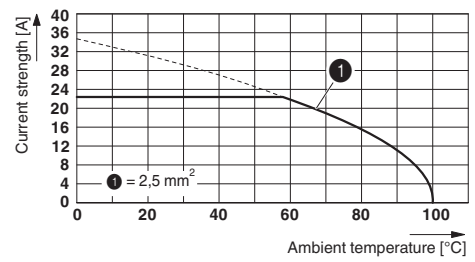
Drawings

PCB terminal block - FKDSO 2,5/ 3-L KMGY - 2200318

Drilling diagram



Diagram



Dimensioned drawing

