



Grow More !

Earn More !

Save More !

With the Most Advanced Technology




**Now With
Power Steering
& Dual Clutch**



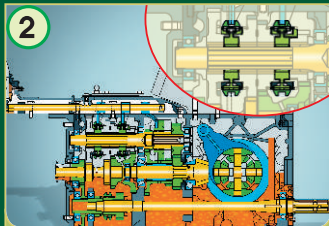
Orchard Mini | Orchard DLX | Balwan 400 | Balwan 450 | Balwan 500 | Balwan 550

BALWAN FEATURES



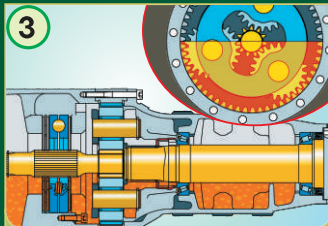
Mercedes Derived Engine with Overhead Camshaft

Best in class fuel efficiency, Silent running



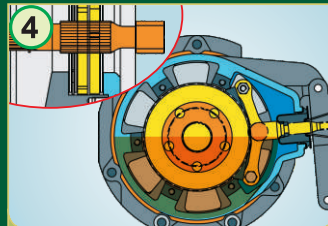
Synchromesh Gearbox

Car like gear change and Low fuel consumption




Planetary Rear Axle

Sturdy axles - Long life, High ground clearance



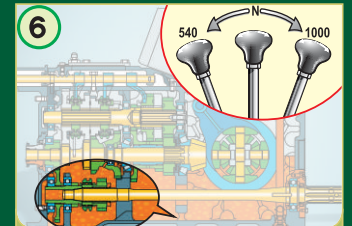
Disc Brakes

**Fully Immersed in Oil
Life long, Efficient braking**



Ultra Modern Bosch Hydraulics

Super precision, Efficient Ploughing



Twin Speed PTO

Use any Implement efficiently

TECHNICAL SPECIFICATIONS						
	Orchard Mini	Orchard Deluxe / LT	Balwan 400	Balwan 450	Balwan 500	Balwan 550
ENGINE						
HP (CATEGORY)	27 HP	27 HP	40 HP	45 HP	50 HP	51 HP
TYPE	3 CYLINDER, 4 STROKE, INLINE DIRECT INJECTION			4 CYLINDER, 4 STROKE, INLINE, DIRECT INJECTION		
RATED ENGINE RPM		2200		2500	2200	2600
CAPACITY (CC)		1947			2596	
COOLING SYSTEM	WATER COOLED					
STEERING						
TYPE	MECHANICAL		MECHANICAL / POWER STEERING		POWER STEERING	
CLUTCH						
TYPE	DRY, DUAL CLUTCH PLATE					
DIA (MM)	280 & 224		302 & 251			
TRANSMISSION						
TYPE	EASY SHIFT CONSTANT MESH			SYNCHROMESH		
NO OF GEARS			8 FORWARD AND 4 REVERSE (8+4)			
PTO						
SPEED (RPM)			540 & 1000			
HYDRAULICS						
TYPE	ADDC SYSTEM WITH BOSCH CONTROL VALVE					
MAXIMUM LIFTING CAPACITY (KG)	1000		1350 TO 1450			
THREE POINT LINKAGES	CATEGORY I (Narrow)	CATEGORY I / II	CATEGORY II (REVERSIBLE WITH ADJUSTABLE CHECK CHAIN)			
BRAKES						
TYPE	FULLY OIL IMMERSED MULTIPLATE SEALED DISC BRAKES					
ELECTRICAL SYSTEM						
BATTERY	LEAD ACID 12 VOLT 75 Ah.					
ALTERNATOR	14 VOLT - 23 AMP SEALED TO PROTECT FROM WATER SPLASH					
DIMENSIONS & WEIGHT						
TURNING RADIUS WITH BRAKE (M)	2.40	2.50	3.00 / *3.20 (POWER STEERING MODEL)			3.40
WHEEL BASE (MM)		1585		1890		1970
LENGTH (MM)	2840	2975 / 2985		3330	3340	3320
WIDTH (MM)	1150	1450 / 1500		1670		1690
GROUND CLEARANCE (MM)		235 / 277		334		365
WEIGHT (WITH OIL & FUEL) (KG)	1395	1460/1480 / 1525		1860		1920
					1920	2070
TYRE SIZE						
FRONT	5.00 - 15			6.00 - 16		
REAR	8.3 - 24	9.5 - 24 / 11.2 - 24		12.4 - 28 / 13.6-28	13.6-28	14.9-28
						16.9 - 28
CAPACITIES (LITERS)						
ENGINE OIL	6.0					
TRANSMISSION	24				35	
HYDRAULICS	9.0					
AIR CLEANER	NA (Dry Type)				0.70	
FUEL TANK	29				60	
POWER STEERING OIL	NA	1.2		2.0		
COOLING SYSTEM	7.00				9.0	

NOW WITH ENGINE OVERHEAT ALARM - ALERTS THE OPERATOR

DEALER NETWORK

Unmatched Warranty and Service Package

- ◆ The Force range of vehicles comes with a warranty and free service package which is comparable with the best in the industry, so that one need not worry about routine maintenance and repairs in the initial period.
- ◆ The Force range of vehicles enjoys a high degree of commonality of parts which are easily available and repairable throughout the country.

Nation wide network of dealers

- ◆ The Force range of vehicles is supported by a nationwide network of over 250 dealers, fully equipped with factory trained technicians, adequate stock of genuine and reasonably priced spare parts.
- ◆ Full fledged training centers at our factories in Pithampur, Akurdi and our regional training centers conduct training programs on a regular basis round the year for dealer technicians.
- ◆ Thus FORCE customers are assured of best uptime, irrespective of whichever part of the country they are operating.

NOTE : On account of continuous Research and Development, specifications are subject to change. The data included herein is to be regarded as approximate. Accessories shown may not necessarily be part of standard equipment.

Authorised Dealer's Stamp

FORCE MOTORS LIMITED

CIN L34102PN1958PLC011172
 Mumbai - Pune Road, Akurdi, Pune - 411 035, India.
 Tel. : (+91) 20 27476381
www.forcemotors.com

Toll Free No. 1800-2335-000