



YANMAR
EXCAVATOR
ViO75-A



ViO

YANMAR True Zero Tail
Swing Excavator




ViO75-A
Output: 58.2 hp (43.4 kW)
Operating weight
17640 lbs (8000 kg)
(*Steel tracks)

YANMAR - YOUR BEST PARTNER FOR BUILDING THE FUTURE

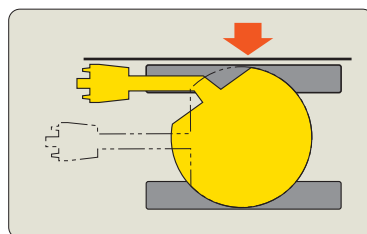
True Zero Tail Swing

The ViO development objective of turning within the machine width has been successfully achieved, while still maintaining the stability and work performance of a conventional style unit. The final hurdle has been cleared - you'll love the tight turning Global ViO.



The Safety and Comfort of True Zero Tail Swing

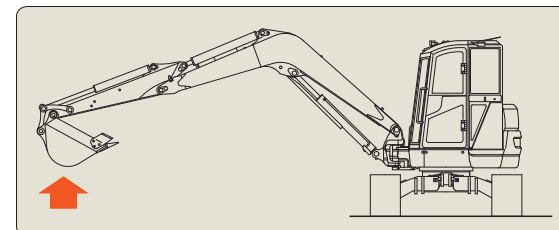
Common Zero Tail models kept the overhang during turning to within just 10 percent of the crawler width. The Global ViO achieves the ultimate goal of no overhang at all. Since the counterweight and the front corners never extend beyond the machine width, there is no concern even on jobs right up against a wall. It's safe, easy and smooth.



Up Against a Wall? No Problem


The Stability of a Conventional style Unit

The wide spacing of the distinctive Yanmar offset tracks achieves a good grip on the ground and the high tensile strength steel plates keep the implement light. The outstanding balance is further enhanced by the newly developed large counterweight. The resulting stability is as great as that of a conventional style unit.



The First Tailor-Made Hydraulic Quick-Coupler in the Industry - - It's all so Easy and Standard Equipment!

The arm was designed from the start to accommodate our new hydraulic quick-coupler, so that job performance will be significantly enhanced. The use of a conventional manual coupler is relatively time-consuming, and results in reduced productivity. With the Yanmar hydraulic quick-coupler, however, attachment changes can be greatly expedited.



Hydraulic Quick Coupler Control

One Person Operation

Attachment changes are made easily from the operator's area. The locking pins assure safe operation. Many brands of pin-on attachments can still be used. Eliminates the need to replace existing attachments.



To enable the use of additional hydraulic attachments, PTO is piped to the end of the arm.



The ease of overhead windshield storage helps reduce windshield damage.



2-way pattern control lever, (ISO or OPTION).

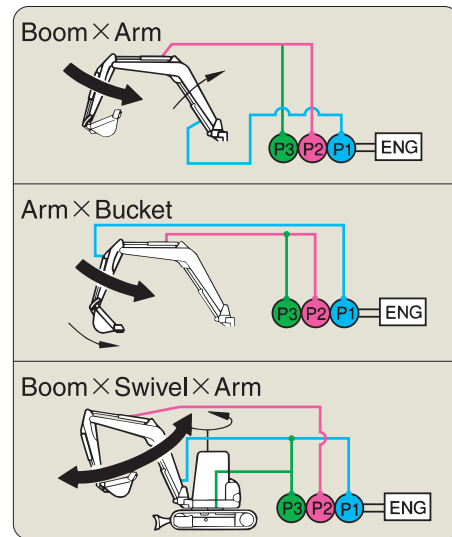
VICTAS (ViO Crawler Technology by Advanced Stability)

VICTAS provides an expanded track gauge for more stability without increasing undercarriage width, and the short-pitch rubber crawler permits more comfortable traveling.



VIPPS (ViO Progressive 3-Pump System) increases power and speed, and increased fuel economy.

Multi - function operation to increase on - the - jobs productivity.



Cabin light for a bigger range of vision.



Integrated boom-light is protected from damage.



Large opening rear hood for easier maintenance.



Battery, fuel and hydraulic oil can be checked more conveniently.



Removable side frame cover for easier service accessibility.



Angled crawler frame reduces unwanted build up of foreign matter.

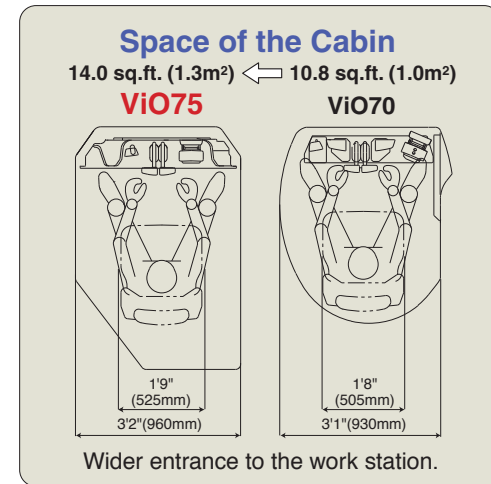
Large Comfortable Operating Space

The ViO75-A offers lots of room for maximum comfort and productivity.

Air conditioner is standard equipped.



30% Larger Operating Space



Reclining and suspension seat with seat belt.



Joystick pilot controls and arm rests are convenient to use and reduce operator fatigue.

ROPS / FOPS cabin with seat belt protects against operator injury.



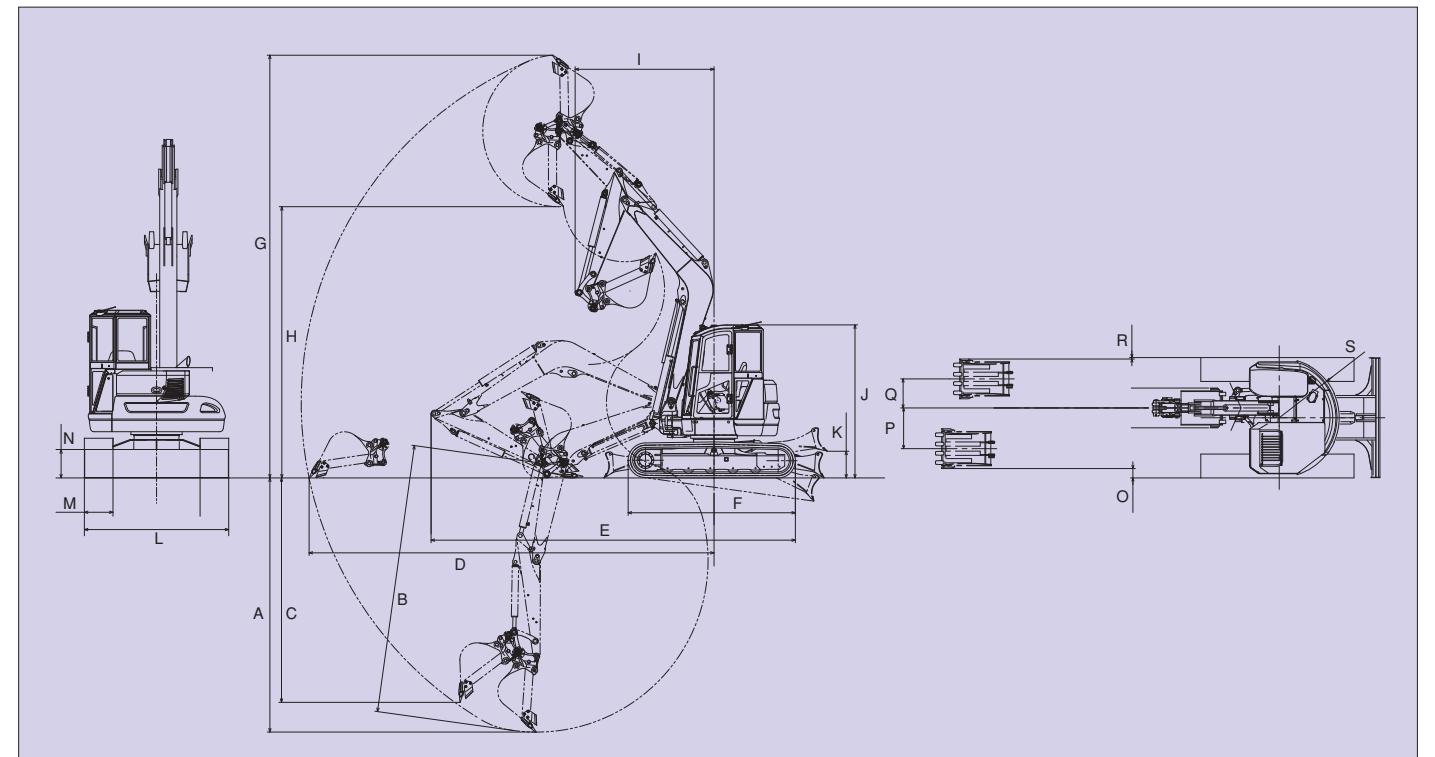
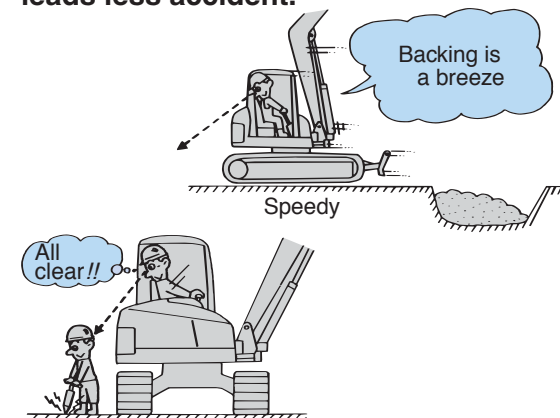
Clean and Silent



An Environmental Engine Inside

Clean exhaust and powerful output. The people-friendly Yanmar C&S (Clean and Silent) engines are approved under the emissions and the noise regulations of the EU (Europe) and the EPA (United States).

Good visibility leads less accident.



Dimensions

Unit: ft-in (mm)

	A	B	C	D	E	F	G	H	I	J
ViO75-A	14'7"(4450)	15'5"(4700)	13'1"(4000)	22'11"(6980)	20'7"(6280)	9'6"(2890)	23'11"(7300)	15'4"(4680)	7'10"(2390)	8'11"(2715)
	K	L	M	N	O	P	Q	R	S	
ViO75-A	1'6"(460)	7'5"(2270)	1'6"(450)	1'3"(380)	7"(180)	2'6"(770)	1'10"(550)	1"(30)	3'8"(1130)	

Specifications

Model		ViO75-A	
Type		Cabin	
Operating weight	Rubber track	lbs (kg)	17530 (7950)
	Steel track	lbs (kg)	17640 (8000)
Engine	Type	Water-cooled 4 cyl., diesel	
	Model	4TNV98-XBV	
	Output	hp (kW)/RPM	58.2 (43.4) / 2000
Performance	Max. digging force, bucket/arm	lbs (kN)	11015/7284 (49.0 / 32.4)
	Traveling speed	MPH (km/h)	2.9 / 1.7 (4.7 / 2.7)
	Swing speed	RPM	10
	Boom swing angle, (L/R)	degrees	68 / 68
Ground contact pressure	Rubber track	PSI (kPa)	5.02 (34.6)
	Steel track	PSI (kPa)	5.06 (34.9)
Hydraulic system	Pump capacity	GPM (L/min)	18.6 x 2 + 15.2 + 3.3 (70.3 x 2 + 57.4 + 12.4)
	Main relief set pressure	PSI (MPa)	3553 (24.5)
Undercarriage	Track type	Rubber or steel	
Blade dimensions	Width x height	ft-in (mm)	7'5"x1'6" (2260x450)
Fuel tank capacity		Gals (L)	26.4 (100)

Hydraulic P.T.O.

Model	Output	ViO75-A	
		PSI(kPa)	GPM (L/min)
Specifications			1900 RPM / 1150 RPM
Combined flow, double actions		2986 (20595)	33.8 (127.7) / 20.5 (77.3)

LIFTING CAPACITY

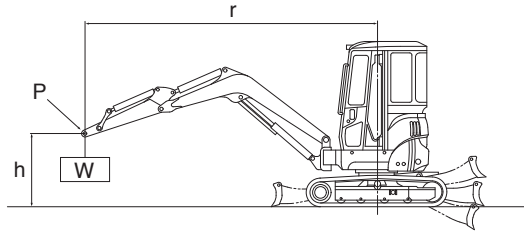
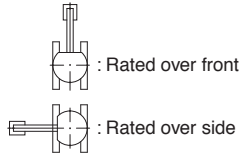
Excavator equipped with ROPS/FOPS cabin and rubber crawlers.

r: Reach from swing center line : ft-in(mm)

h: Lift point height : ft-in(mm)

w: Lifting capacity : lbs(kg)

P: Load point



- The rated lifting capacities that are indicated below are based on ISO 10567 and do not exceed 87% of the excavator's hydraulic lifting capacity or 75% of its static tilt load (tipping load) capacity.
- The following operating criteria are also applicable to the calculation of these maximum loads;
 - The "load point" is the location of the front bolt on the arm.
 - The three indicated machine positions are :
 - arm over the front end (blade down),
 - arm over the front end (blade up), and
 - arm over the side (blade up).
 - The operating cylinder is the boom cylinder.
- The weight of the excavator's bucket, hook, sling and other lifting accessories have been taken into consideration when calculating these maximum loads.

ViO75-A

LIFT POINT HEIGHT	r: REACH ft-in (mm)				r: REACH ft-in (mm)				r: REACH ft-in (mm)			
h:ft-in (mm)	RATED LIFT CAPACITY OVER FRONT BLADE DOWN lbs (kg)				RATED LIFT CAPACITY OVER FRONT BLADE UP lbs (kg)				RATED LIFT CAPACITY OVER SIDE BLADE UP lbs (kg)			
	MAX	16'5" (5000)	13'1" (4000)	9'10" (3000)	MAX	16'5" (5000)	13'1" (4000)	9'10" (3000)	MAX	16'5" (5000)	13'1" (4000)	9'10" (3000)
16'5"(5000)	*3859(1750)		*3782(1715)		*3760(1705)		*3660(1660)		*3704(1680)		*3704(1680)	
13'1"(4000)	*3572(1620)		*3760(1705)		2547(1155)		*3760(1705)		2448(1110)		*3682(1670)	
9'10"(3000)	*3572(1620)	*3704(1680)	*4145(1880)	*5204(2360)	2106(955)	2536(1150)	*4068(1845)	*5127(2325)	2007(910)	2414(1095)	3462(1570)	*5237(2375)
6'7"(2000)	*3572(1620)	*3969(1800)	*4928(2235)	*7133(3235)	1918(870)	2403(1090)	3495(1585)	5325(2415)	1819(825)	2337(1060)	3296(1495)	5060(2295)
3'3"(1000)	*3572(1620)	*4278(1940)	*5579(2530)	*7706(3495)	1841(835)	2370(1075)	3274(1485)	4730(2145)	1742(790)	2216(1005)	3010(1365)	4399(1995)
Ground(0)	*3682(1670)	*4355(1975)	*5722(2595)	*7927(3595)	1885(855)	2282(1035)	3164(1435)	4818(2185)	1841(835)	2183(990)	2999(1360)	4520(2050)
-3'3"(-1000)	*3660(1660)	*3969(1800)	*5391(2445)	*7332(3325)	2051(930)	2139(970)	3043(1380)	4697(2130)	1940(880)	2084(945)	2933(1330)	4498(2040)
-6'7"(-2000)	*3418(1550)		*4355(1975)	*5777(2620)	2481(1125)		3065(1390)	4785(2170)	2437(1105)		2944(1335)	4586(2080)
-9'10"(-3000)	*2767(1255)			*3782(1715)	*2900(1315)			*3892(1765)	*2723(1235)			*3760(1705)

Note : The maximum loads marked with an asterisk (*) were limited by the Excavator's hydraulic lifting capacity rather than by its static tilt load (tipping load) capacity.

STANDARD EQUIPMENT

- Blade
- Boom swing function
- Rubber or Steel tracks
- Hydraulic quick coupler
- Auxiliary valve and piping (arm end)
- 2way control pattern change
- Cylinder cover (boom, blade)
- Windshield washer
- ROPS/FOPS Cabin
- Defroster
- Airconditioner
- Joystick pilot controls
- Arm rests
- Suspension and reclining seat
- Seat belt
- Traveling levers and pedals
- Traveling alarm
- Built-in type boom light
- Exterior cabin work light
- Operation manual

(Please note that the standard equipment may vary from this list. Consult your Yanmar dealer for confirmation.)

Note : All information presented in this Brochure is subject to change without notice.

YANMAR AMERICA CORP.

CONSTRUCTION EQUIPMENT DEPT.
101 International Parkway, Adairsville, GA 30103, U.S.A.
TEL:770-877-7570 FAX:770-877-7572
<http://www.yanmar.com>